








 <b>Census Top Trumps</b>		 <b>Census Top Trumps</b>	
Area:		Area:	
Population Density:	per 10,000m <sup>2</sup>	Population Density:	per 10,000m <sup>2</sup>
Population of 0-19 year olds:	%	Population of 0-19 year olds:	%
Travel to work on foot:	%	Travel to work on foot:	%
Other ethnic group:	%	Other ethnic group:	%
No Religion:	%	No Religion:	%
Born in the UK:	%	Born in the UK:	%
			

 <b>Census Top Trumps</b>		 <b>Census Top Trumps</b>	
Area:		Area:	
Population Density:	per 10,000m <sup>2</sup>	Population Density:	per 10,000m <sup>2</sup>
Population of 0-19 year olds:	%	Population of 0-19 year olds:	%
Travel to work on foot:	%	Travel to work on foot:	%
Other ethnic group:	%	Other ethnic group:	%
No Religion:	%	No Religion:	%
Born in the UK:	%	Born in the UK:	%
			

 <b>Census Top Trumps</b>		 <b>Census Top Trumps</b>	
Area:		Area:	
Population Density:	per 10,000m <sup>2</sup>	Population Density:	per 10,000m <sup>2</sup>
Population of 0-19 year olds:	%	Population of 0-19 year olds:	%
Travel to work on foot:	%	Travel to work on foot:	%
Other ethnic group:	%	Other ethnic group:	%
No Religion:	%	No Religion:	%
Born in the UK:	%	Born in the UK:	%
